

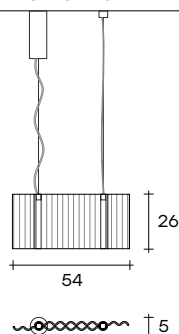
sipario

DESIGN
GUPICA

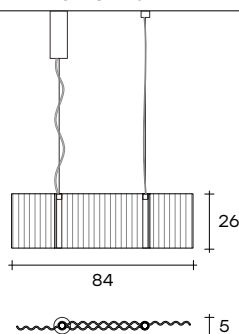
Lampada a sospensione per interni composta da due elementi in vetro da 6 mm fumè o bronzo fuso con motivo ondulato. Doppia fonte luminosa di forma cilindrica a LED COB integrati; diffusore in metacrilato bianco opale. Elementi metallici in finitura Greige metallizzato. Cavo elettrico principale in tessuto effetto seta, colore rosso bordeaux.

Suspension lamp for indoor use with two 6 mm thick glass elements, smoked or bronze finish, fused with wavy shape. Double cylindrical light source with integrated LED COB; opal white methacrylate diffuser. Metal elements in Metallic Greige finish. Main electrical cable in silky effect fabric, bordeaux red color.

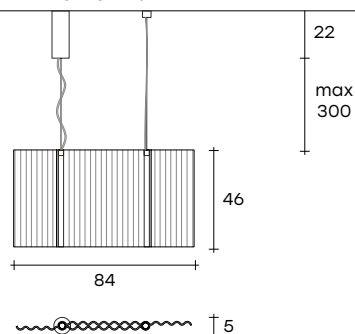
SIP5426



SIP8426



SIP8446



dimensioni L, P, H
dimensions L, W, H
(cm)

COD./CODE

L

P/W

H

peso netto
net weight
(kg)peso lordo
gross weight
(kg)volume imballo
package volume
(m³)

Lampada singola.
Single lamp.

SIP5426/GM/

54

5

26

6

8

0,04

SIP8426/GM/

84

5

26

7,5

10

0,06

SIP8446/GM/

84

5

46

12

15

0,11

Prodotto marcato CE, disponibile solo per mercato europeo.
CE certification, only for European countries available.

* ALTEZZE MINIME CONSIGLIATE. L'altezza delle singole lampade è liberamente regolabile in fase di installazione, fino ad un massimo di 300 cm.

* MINIMUM RECOMMENDED HEIGHTS. The height of the individual lamps can be freely adjusted during their installation, up to a maximum height of 300 cm.

DIFFUSORE DECORATIVO IN VETRO FUSO _ DECORATIVE DIFFUSER IN FUSED GLASS

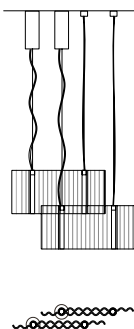
TIPO VETRO GLASS TYPE	CODICE CODE
Fumè Smoked	VFGR
Bronzo Bronze	VFBR

SPECIFICHE TECNICHE
TECHNICAL SPECIFICATIONS

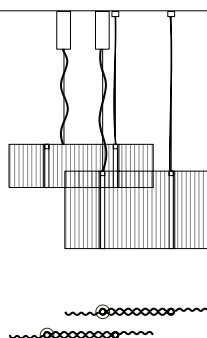
Tipo sorgente <i>Source type</i>	LED COB
Ingresso <i>Input</i>	220-240 V
Temperatura <i>Temperature</i>	3000 K
CRI (indice di resa cromatica) <i>CRI (color rendering index)</i>	>80%
Dimmerabile (PWM technology) <i>Dimmable (PWM technology)</i>	V1: PUSH
	V2: PUSH + DALI
	V3: PUSH + SMART APP

COMPOSIZIONI SUGGERITE _ SUGGESTED COMPOSITIONS

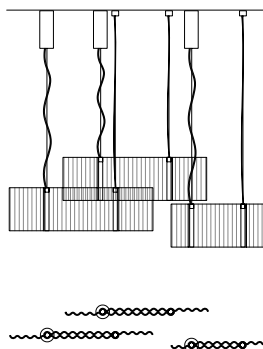
COMP 2.1



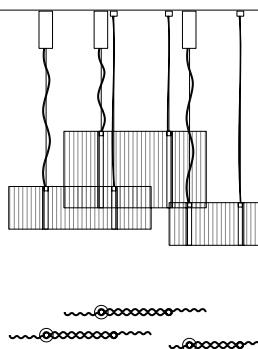
COMP 2.2



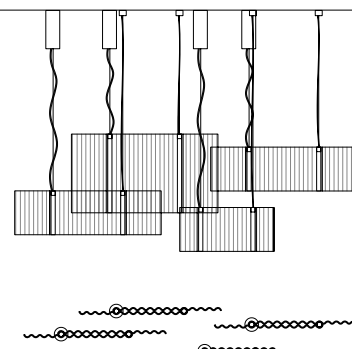
COMP 3.1



COMP 3.2



COMP 4.1



FINITURE
FINISHES

Diffusore in vetro fuso con motivo ondulato
Fused with wavy shape glass diffuser

Fumé
Smoked



Bronzo
Bronze

Struttura in metallo
Metal structure

Greige metallizzato
Metallic Greige