

BONALDO

Cop Console

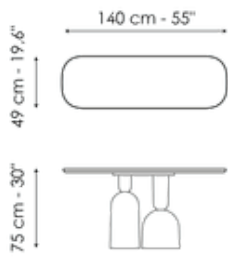
Designer: Roberto Paoli



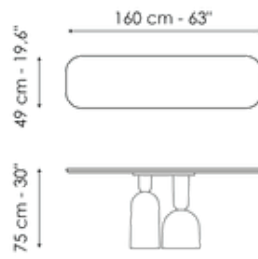
The top of the Cop Console acts as a “magic mirror”, reflecting and changing the meaning of things. The archetypal champagne flute, turned upside down and enlarged, defines the design of the base which consists of two large metal pedestals. The top is a contrast, an element of pure geometry that underlines the demarcation line with the upside-down world imagined by Roberto Paoli. The modern entryway console is available with a single colour painted metal base and a top in wood, ceramic or marble.



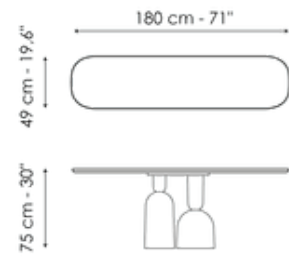
Data sheet



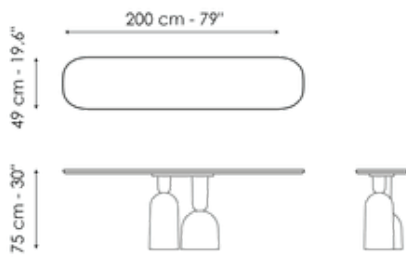
Width: 140cm
Depth: 49cm
Height: ± 75cm



Width: 160cm
Depth: 49cm
Height: ± 75cm




Width: 180cm
Depth: 49cm
Height: ± 75cm



Width: 200cm
Depth: 49cm
Height: ± 75cm

Finishes

Top



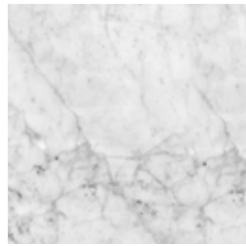
Veneered wood
Walnut Canaletto



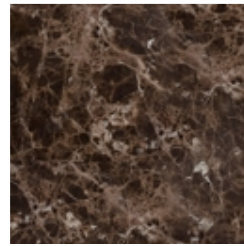
Veneered wood
Brushed coal oak



Marble
Calacatta



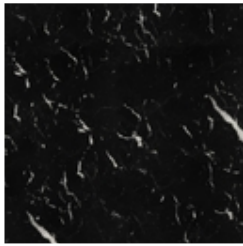
Marble
Carrara



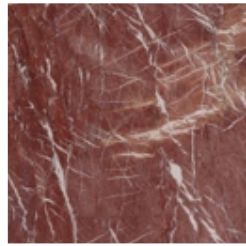
Marble
Emperador




Marble
Fior di bosco




Marble
Marquinia




Marble
Rosso Carpazi



Marble
Saint Denis



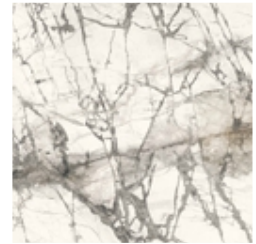
Mat ceramic
Ardesia grey




Glossy ceramic
Calacatta




Silk finish ceramic
Calacatta macchia vecchia




Glossy ceramic
Imperial grey




Mat ceramic
Laurent



Glossy ceramic
Rosso imperiale




Glossy ceramic
Black Onyx



Glossy ceramic
Mountain peak

Base



Painted metal
Mat white



Painted metal
Supreme anthracite




Painted metal
Mat dove grey




Painted metal
Mat brown



Painted metal
Mat black



Painted metal
Mat bronze



Painted metal
Mat lead



Painted metal
Mat pearl gold



Painted metal
Mat brass



Painted metal
Mat copper



Metal finish
Burnished



Metal finish
Clouded chrome



Metal finish
Brown nickel



Metal finish
Dark nickel