

# **BONALDO**

## James bench

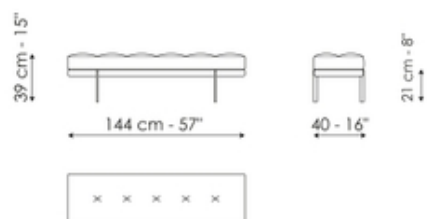
Designer: Sergio Bicego



The ideal accessory to go with the double bed from the same family, the style of the James bench is inspired by the typical elegance of 1950s design, in particular the sophisticated detail of the stitching and needlework on the upholstery of the padded seat. The stylistic theme of the seat is counterpointed by the minimal and rigorous design of the metal base, which is punctuated by the clear distinction between the load-bearing surface and the four exposed cylindrical legs. It is a skilful interplay of proportions, languages, materials and formal references that go beyond stylistic conventions.



# Data sheet



## James bench


Width: 144cm

Depth: 40cm

Height: 39cm

# Finishes

## Base



**Painted metal**  
Mat bronze




**Painted metal**  
Mat lead



**Painted metal**  
Mat pearl gold



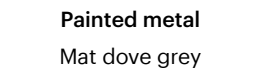
**Painted metal**  
Supreme anthracite



**Painted metal**  
Mat black



**Painted metal**  
Mat white



**Painted metal**  
Mat dove grey

---

Materials, fabrics, leathers, colors and finishes are approximate and may slightly differ from actual ones. You can find the complete collection of Bonaldo fabrics and leathers on the website <https://bonaldo.biz>